

# HS-25 Series Data

## 플랜지형 볼밸브 0.98MPa(10K)

: 15A~400A [ 0.98MPa(10K) FULL PORT ]



### Parts of Material

재질 : 스텐304/316/주강/달타일

NO	PART NAME	MATERIAL			
		Soft Seat		Metal Seat	
1	BODY	SCPH 2/FCD 450	SSC 13/14	SCPH 2/FCD 450	SSC 13/14
2	CAP	SCPH 2/FCD 450	SSC 13/14	SCPH 2/FCD 450	SSC 13/14
3	BALL	SSC 13, STS 304	SSC 13/14	SSC 13/14 with Hcr or WC	
4	SEAT	RTFE		STS 420-J2 with STL.#6	
5	STEM	STS 304,S45C	STS 304/316	STS 304,S45C	STS 304/316
6	PACKING	PTFE		Graphite	
7	BACK SEAT	PTFE		Graphite	
8	PACKING RING	CS+ENP		CS+ENP	
9	GLAND	STS 304		STS 304	
10	STOPPER	STS 304		STS 304	
11	LEVER	Ductile iron		Ductile iron	
12	SNAP RING	SK5M+ENP		SK5M+ENP	
13	GLAND BOLT	SCM 435	STS 304	SCM 435	STS 304
14	GASKET	PTFE		Graphite	
15	HEX BOLT	SCM 435	STS 304	SCM 435	STS 304
GEAR BOX UNIT		HS VALVE Standard(200A and larger)			

### Dimension

UNIT : mm

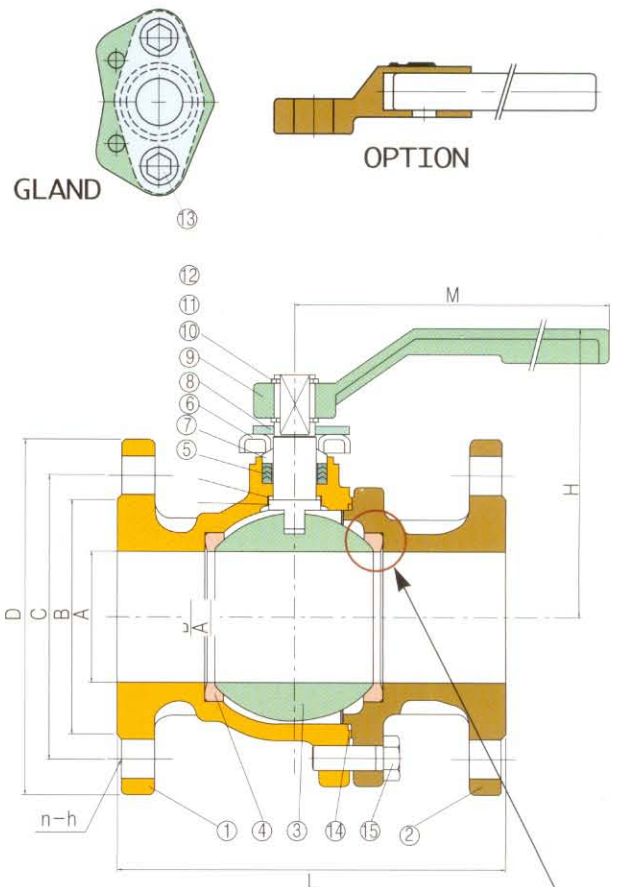
Valve Size	A	B	C	D	H	L	M	n-h	Weight (Kg)
15A	15	51	70	95	82	108	130	4-Ø15	
20A	20	56	75	100	85	117	130	4-Ø15	
25A	25	67	90	125	99	127	160	4-Ø19	
32A	32	76	100	135	103	140	160	4-Ø19	
40A	40	81	105	140	125	165	240	4-Ø19	
50A	50	96	120	155	133	178	240	4-Ø19	
65A	65	116	140	175	142	190	240	4-Ø19	
80A	80	126	150	185	174	203	240	8-Ø19	
100A	100	151	175	210	187	229	350	8-Ø19	
125A	125	182	210	250	205	356	350	8-Ø23	
150A	150	212	240	280	271	394	440	8-Ø23	
200A	200	262	290	330	360	457	380	12-Ø23	
250A	250	324	355	400	435	533	380	12-Ø25	
300A	300	368	400	445	460	610	380	16-Ø25	
350A	337	413	445	490	573	686	600	16-Ø25	
400A	387	475	510	560	626	762	600	16-Ø27	

### Features:

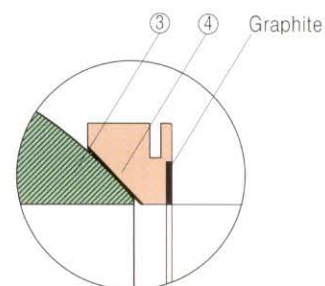
- Blow Out Proof Stem
- Locking Device
- Lower break-away torque

### Applicable Standards:

- Face-to-face Dimensions:KS B2308
- End Flange Dimensions:KS B1511
- Shell wall thickness:KS B2308
- Gearbox operated type:200A and larger



METAL SEATED BALL VALVE DETAIL



· Specification is subject to change without prior notice due to function improvement.  
· 본 제품은 품질개선을 위해 사전예고없이 변경될 수 있습니다.

# HS-28 Series Data

## 플랜지형 볼밸브 Class 300 : 1/2"~16" ANSI CLASS 300 FULL PORT



### Features:

- Blow Out Proof Stem
- Locking Device
- 4-Bolt Design Actuator Mounting Pad

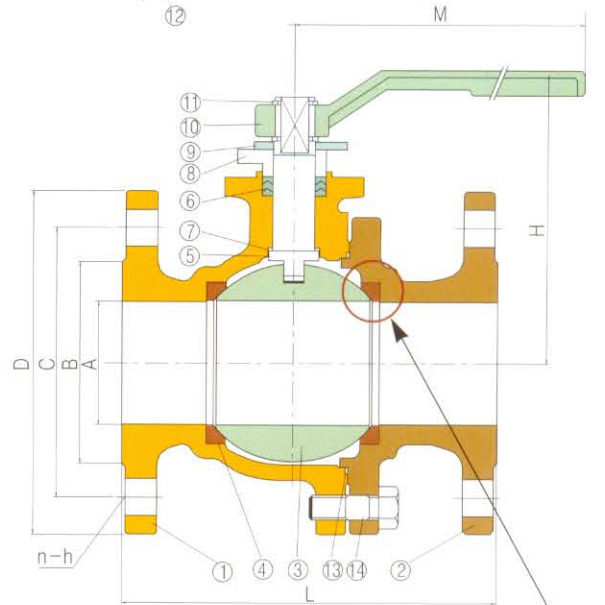
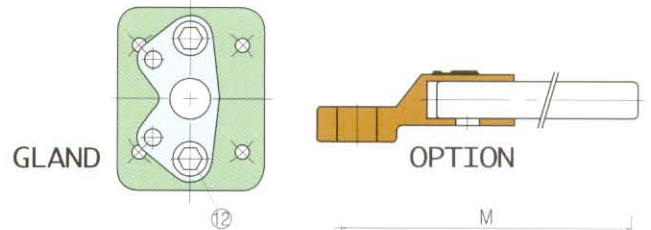
### Applicable Standards:

- Shell wall thickness: ANSI B16.34
- Face-to-face Dimensions: API 6D
- End Flange Dimensions: ANSI B16.5
- Pressure-Temperature Rating (Valve Shell): ANSI B16.34
- Gearbox operated type: 8" and larger

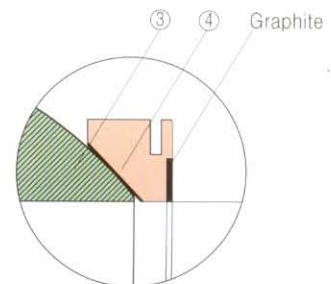
### Parts of Material

재질 : 스텐304/316/주강/덕타일

NO	PART NAME	MATERIAL			
		Soft Seat		Metal Seat	
1	BODY	A216-WCB	A351-CF8/8M/3M	A216-WCB	A351-CF8/8M/3M
2	CAP	A216-WCB	A351-CF8/8M/3M	A216-WCB	A351-CF8/8M/3M
3	BALL	A351-CF8/8M	A351-CF8/8M/3M	CF8/CF8M with WC or Hcr Overlay	
4	SEAT	RTFE		STS 420-J2 with STL.8 Overlay	
5	STEM	A276-304	A276-304/316	A276-304	A276-304/316
6	PACKING	PTFE		Graphite	
7	BACK SEAT	PTFE		Graphite	
8	GLAND	A240-304		A240-304	
9	STOPPER	A240-304		A240-304	
10	LEVER	Ductile iron		Ductile iron	
11	SNAP RING	SK5M+ENP		SK5M+ENP	
12	GLAND BOLT	A307-B	A193-B8	A307-B	A193-B8
13	GASKET	PTFE		Graphite	
14	HEX BOLT	A193-B7	A193-B8	A193-B7	A193-B8
	GEAR BOX UNIT	HS VALVE Standard (8" A and Larger)			



METAL SEATED BALL VALVE DETAIL



### Dimension

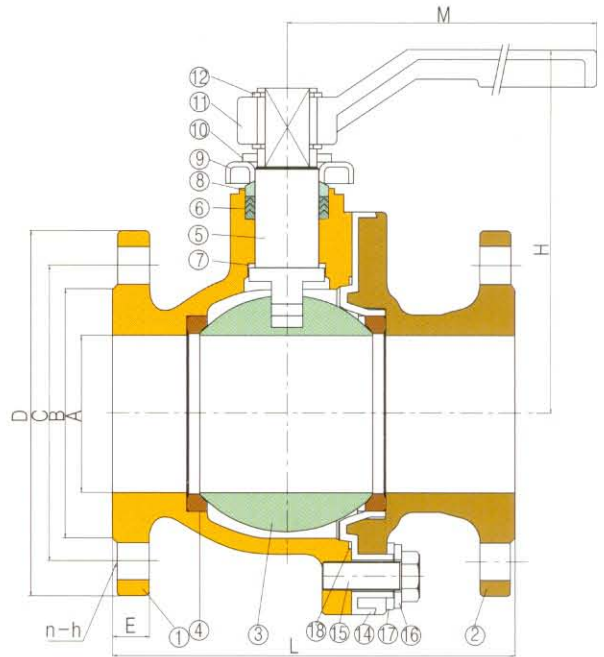
UNIT : mm

Size	A	B	C	D	H	L	M	n-h	Weight (Kg)
15A	1/2"	14	35.1	66.5	95.3	82	139.7	130	4-Ø15.7
20A	3/4"	20	42.9	82.6	117.3	85	152.4	130	4-Ø19.1
25A	1"	25.4	50.8	88.9	124	99	165.1	160	4-Ø19.1
32A	1 1/4"	31.8	63.5	98.6	133.4	103	177.8	230	4-Ø19.1
40A	1 1/2"	38.1	73.2	114.3	155.4	125	190.5	230	4-Ø22.4
50A	2"	50.8	91.9	127	165.1	216	215.9	400	8-Ø19.1
65A	2 1/2"	63.5	104.6	149.4	190.5	161	241.3	400	8-Ø22.4
80A	3"	76.2	127	168.1	209.6	184	282.4	400	8-Ø22.4
100A	4"	101.6	157.2	200.2	254	200	304.8	460	8-Ø22.4
125A	5"	127	185.7	235	279.4	244	381	1000	8-Ø22.4
150A	6"	152.4	215.9	269.7	317.5	280	403.4	1000	12-Ø22.4
200A	8"	203.2	269.7	330.2	381	320	501.7	380	12-Ø25.4
250A	10"	254	323.9	387.4	444.5	445	568.5	380	16-Ø28.4
300A	12"	304.8	381	450.9	520.7	480	647.7	380	16-Ø31.8
350A	14"	336.6	412.8	514.4	584.2	590	762	600	20-Ø31.8
400A	16"	387.4	469.9	571.5	647.7	645	838.2	600	20-Ø35.1

· Specification is subject to change without prior notice due to function improvement.  
· 본 제품은 품질개선을 위해 사전 예고 없이 변경될 수 있습니다.

# HS-25 Series Data Dielectric Ball Valves( FLANGE END )

- 절연플랜지형 볼밸브 0.98MPa(10K)  
: 40A~100A 0.98MPa(10K) FULL PORT



## ● Parts of Material

NO	PART NAME	MATERIAL
1	BODY	FCD 450/SCPH 2
2	CAP	FCD 450/SCPH 2
3	BALL	SSC 13, STS 304
4	SEAT	RTFE
5	STEM	STS 304, S45C
6	PACKING	PTFE
7	BACK SEAT	PTFE
8	RETAINER	CS+ENP
9	GLAND	STS 304
10	STOPPER	STS 304
11	LEVER	Ductile iron
12	SNAP RING	SK5M+ENP
13	GLAND BOLT	SCM 435
14	INSULATION	NYLON 66
15	HEX BOLT	STS 304
16	INSULATION	NYLON 66
17	WASHER	STS 304
18	GASKET	PTFE

## ● Dimension

UNIT : mm

Valve Size	A	B	C	D	E	H	L	M	n-h	Weight (Kg)
40A	40	81	105	140	16	115	165	240	4-ø19	
50A	50	96	120	155	16	120	178	240	4-ø19	
65A	65	116	140	175	18	153	190	240	4-ø19	
80A	80	126	150	185	18	162	203	240	8-ø19	
100A	100	151	175	210	18	191	229	350	8-ø19	

## Features:

- Blow Out Proof Stem
- Locking Device
- Lower break-away torque
- Dielectric Flange End Ball Valve

## Applicable Standards:

- Face-to-face Dimensions: KS B2308
- End Flange Dimensions: KS B1511
- Shell wall thickness: KS B2308

# HS-27 Series Data

## 플랜지형 볼밸브 Class 150 : 1/2"~16" ANSI CLASS 150 FULL PORT



### Features:

- Blow Out Proof Stem
- Locking Device
- 4-Bolt Design Actuator Mounting Pad

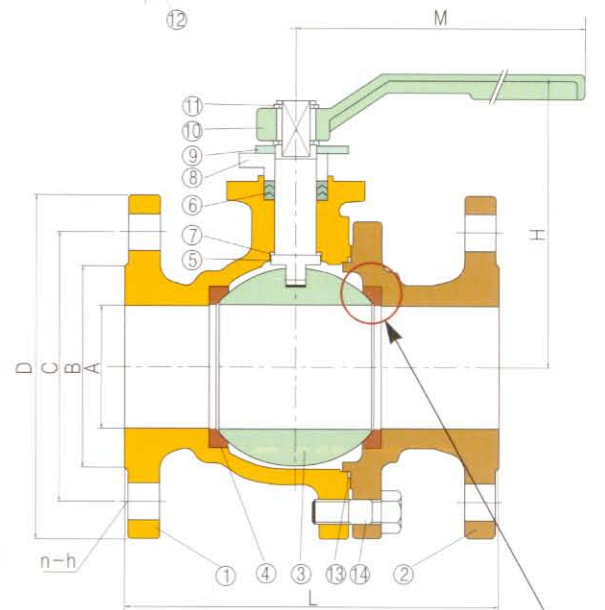
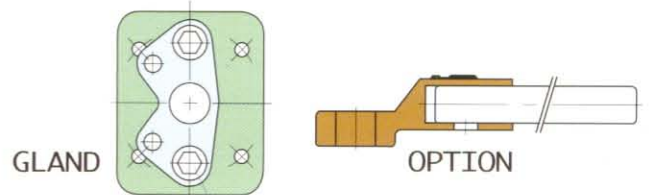
### Applicable Standards:

- Shell wall thickness: ANSI B16.34
- Face-to-face Dimensions: API 6D
- End Flange Dimensions: ANSI B16.5
- Pressure-Temperature Rating (Valve Shell): ANSI B16.34
- Gearbox operated type: 8" and larger

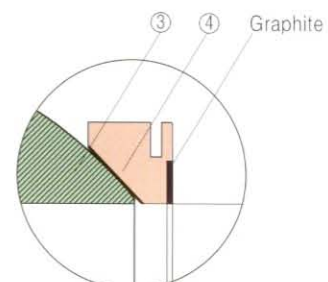
### Parts of Material

재질 : 스텐304/316/주강/닥타일

NO	PART NAME	MATERIAL			
		Soft Seat		Metal Seat	
1	BODY	A216-WCB	A351-CF8/8M/3M	A216-WCB	A351-CF8/8M/3M
2	CAP	A216-WCB	A351-CF8/8M/3M	A216-WCB	A351-CF8/8M/3M
3	BALL	A351-CF8,8M	A351-CF8/8M/3M	CF8/CF8M with Hcr or WC	
4	SEAT	PTFE		STS 420-J2 with STL #6	
5	STEM	A276-304	A276-304/316	A276-304	A276-304/316
6	PACKING	PTFE		Graphite	
7	BACK SEAT	PTFE		Graphite	
8	GLAND	A240-304		A240-304	
9	STOPPER	A240-304		A240-304	
10	LEVER	Ductile iron		Ductile iron	
11	SNAP RING	SK5M+ENP		SK5M+ENP	
12	GLAND BOLT	A307-B	A193-B8	A307-B	A193-B8
13	GASKET	PTFE		Graphite	
14	HEX BOLT	A193-B7	A193-B8	A193-B7	A193-B8
	GEAR BOX UNIT	HS VALVE Standard (8" A and Larger)			



METAL SEATED BALL VALVE DETAIL



### Dimension

UNIT : mm

Size	A	B	C	D	H	L	M	n-h	Weight (Kg)
15A 1/2"	14	35.1	60.5	88.9	82	108	130	4-Ø15.7	
20A 3/4"	20	42.9	69.9	98.6	85	117.3	130	4-Ø15.7	
25A 1"	25.4	50.8	79.2	108	99	127	160	4-Ø15.7	
32A 1 1/4"	31.8	63.5	88.9	117.3	103	139.7	230	4-Ø15.7	
40A 1 1/2"	38.1	73.2	98.6	127	125	165.1	230	4-Ø15.7	
50A 2"	50.8	91.9	120.7	152.4	138	177.8	400	4-Ø19.1	
65A 2 1/2"	63.5	104.6	139.7	177.8	161	190.5	400	4-Ø19.1	
80A 3"	76.2	127	152.4	190.5	174	203.2	400	4-Ø19.1	
100A 4"	101.6	157.2	190.5	228.6	200	228.6	460	8-Ø19.1	
125A 5"	127	185.7	215.9	254	244	356	1000	8-Ø22.4	
150A 6"	152.4	215.9	241.3	279.4	275	393.7	1000	8-Ø22.4	
200A 8"	203.2	269.7	298.5	342.9	310	457.2	380	8-Ø22.4	
250A 10"	254	323.9	362	406.4	435	533.4	380	12-Ø25.4	
300A 12"	304.8	381	431.8	482.6	460	609.6	380	12-Ø25.4	
350A 14"	336.6	412.8	476.3	533.4	573	685.8	600	12-Ø28.4	
400A 16"	387.4	469.9	539.8	596.9	626	762	600	16-Ø28.4	

Specification is subject to change without prior notice due to function improvement.  
본 제품은 품질개선을 위해 사전예고없이 변경될 수 있습니다.

# HS-26 Series Data

## 플랜지형 볼밸브 1.96MPa(20K) : 15A~400A [ 1.96MPa(20K) FULL PORT ]



### Features:

- Blow Out Proof Stem
- Locking Device
- Lower break-away torque

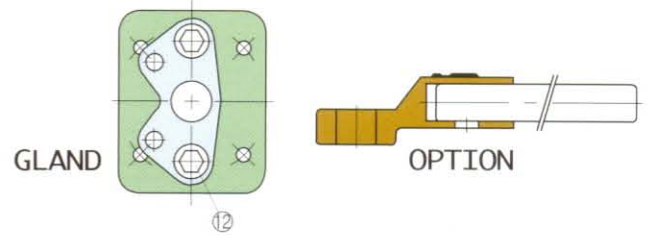
### Applicable Standards:

- Face-to-face Dimensions:KS B2308
- End Flange Dimensions:KS B1511
- Shell wall thickness:KS B2308
- ISO 5211 Mounting Pad:50A and Larger
- Gearbox operated type:200A and larger

### Parts of Material

재질 : 스텐304/316/주강/덕타일

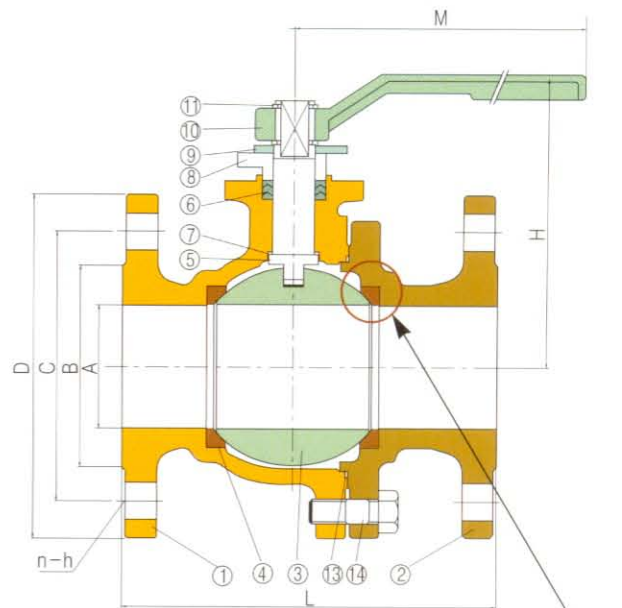
NO	PART NAME	MATERIAL			
		Soft Seat		Metal Seat	
1	BODY	SCPH 2	SSC 13/14	SCPH 2	SSC 13/14
2	CAP	SCPH 2	SSC 13/14	SCPH 2	SSC 13/14
3	BALL	SSC 13, STS 304	SSC 13/14	SSC 13/14 with Hcr or WC	
4	SEAT	RTFE		STS 420-J2 with STL #6	
5	STEM	STS 304, S45C	STS 304/316	STS 304, S45C	STS 304/316
6	PACKING	PTFE		Graphite	
7	BACK SEAT	PTFE		Graphite	
8	GLAND	STS 304		STS 304	
9	STOPPER	STS 304		STS 304	
10	LEVER	Ductile iron		Ductile iron	
11	SNAP RING	SK5M+ENP		SK5M+ENP	
12	GLAND BOLT	SCM 435	STS 304	SCM 435	STS 304
13	GASKET	PTFE		Graphite	
14	HEX BOLT	SCM 435	STS 304	SCM 435	STS 304
	GEAR BOX UNIT	HS VALVE Standard (200A and larger)			



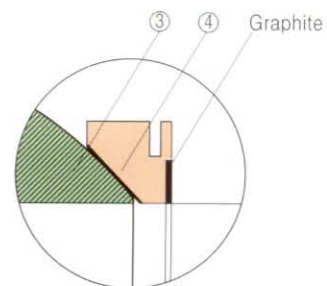
### Dimension

UNIT : mm

Valve Size	A	B	C	D	H	L	M	n-h	Weight (Kg)
15A	15	51	70	95	82	140	130	4-Ø15	
20A	20	56	75	100	85	152	130	4-Ø15	
25A	25	67	90	125	99	165	160	4-Ø19	
32A	32	76	100	135	103	178	160	4-Ø19	
40A	40	81	105	140	125	190	240	4-Ø19	
50A	50	96	120	155	133	216	240	8-Ø19	
65A	65	116	140	175	142	241	240	8-Ø19	
80A	80	132	160	200	174	283	240	8-Ø23	
100A	100	160	185	225	187	305	350	8-Ø23	
125A	125	195	225	270	205	381	350	8-Ø25	
150A	150	230	260	305	271	403	440	12-Ø25	
200A	200	275	305	350	360	502	380	12-Ø25	
250A	250	345	380	430	435	568	380	12-Ø27	
300A	300	395	430	480	460	648	380	16-Ø27	
350A	337	440	480	540	573	762	600	16-Ø33	
400A	387	495	540	605	626	838	600	16-Ø33	

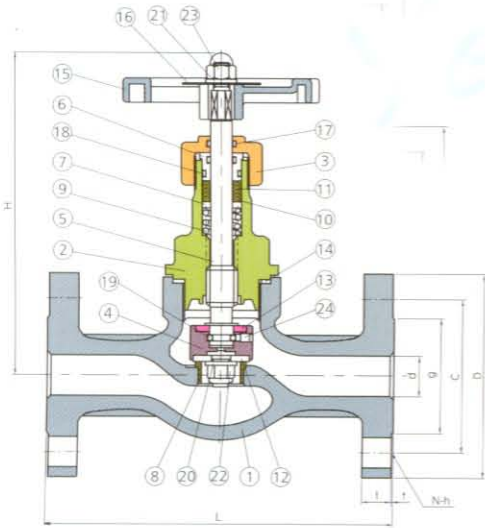


METAL SEATED BALL VALVE DETAIL



· Specification is subject to change without prior notice due to function improvement.  
· 본 제품은 품질개선을 위해 사전 예고 없이 변경될 수 있습니다.

■ 글로브 밸브 2.0 MPa FLANGED GLOBE VALVE



■ Specification

- Design Pressure : 2,0 MPa
- Fluid : LPG, NG, NH<sub>3</sub> (별도 주문제작)
- Material : GCD-S

■ Material

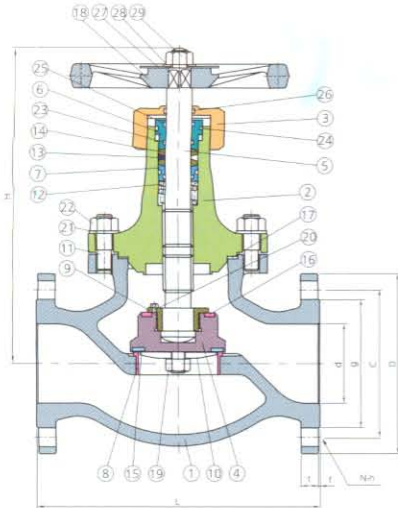
No	Part Name	Material	No	Part Name	Material	No	Part Name	Material
1	Body	GCD-S	9	Spring	STS304WR	17	O-Ring	N,B,R
2	Bonnet	GCD-S	10	Lower Packing	P,T,F,E	18	O-Ring	N,B,R
3	Gland Nut	S20C	11	Upper Packing	P,T,F,E	19	Ball	STB2
4	Valve Disk	S20C	12	Valve Seat Packing	P,T,F,E	20	Flat Washer	STS304
5	Stem	STS304	13	Back Seat Packing	P,T,F,E	21	Spring Washer	STS304
6	Gland	C3604	14	Gasket		22	Nylon Nut	S35C
7	Packing Washer	C3604	15	Handle	ALDC8	23	Cap Nut	S35C
8	Seat Ring	STS304TB	16	Name Plate	A1100P	24	Stop Screw	STS304

■ Dimension

Model	H	L	d	g	C	D	t	f	N-h
15A	140	152	15	50	70	95	13	1	4-φ 15
20A	148	178	20	56	75	100	15	1	4-φ 15
25A	170	203	25	67	90	125	15	1	4-φ 19
40A	194	229	40	80	105	140	16	2	4-φ 19
50A	219	267	50	96	120	155	16	2	8-φ 19

unit : mm

■ 글로브 밸브 2.0 MPa FLANGED GLOBE VALVE



■ Specification

- Design Pressure : 2.0 MPa
- Fluid : LPG, NG, NH<sub>3</sub> (별도 주문제작)
- Material : GCD-S

■ Material

No	Part Name	Material	No	Part Name	Material	No	Part Name	Material
1	Body	GCD-S	11	Stud Bolt	S35C	21	Spring Washer	STS304
2	Bonnet	GCD-S	12	Spring	STS304WR	22	Hex Nut	S35C
3	Gland Nut	S20C	13	Lower Packing	P.T.F.E	23	O-Ring	N,B,R
4	Valve Disc	S20C	14	Upper Packing	P.T.F.E	24	O-Ring	N,B,R
5	Stem	STS304	15	Valve Seat	P.T.F.E	25	O-Ring	N,B,R
6	Gland	C3604	16	Back Seat	P.T.F.E	26	O-Ring	N,B,R
7	Packing Washer	C3604	17	Gasket	Non Asbestos	27	Name Plate	A1020
8	Seat Ring	STS304TP	18	Handle	AC2B	28	Spring Washer	STS304
9	Stem Lock Nut	S35C	19	Nylon Nut	S35C	29	Hex Nut	S35C
10	Valve Disc Washer	S35C	20	Set Screw	STS304			

■ Dimension

Model	H	L	d	g	C	D	t	f	unit : mm
									N-h
65A	272	292	65	116	140	175	18	2	8-φ19
80A	311	318	80	132	160	200	20	2	8-φ23
100A	400	356	100	160	185	225	22	2	8-φ23